

令和 8 年度 京都府公立高等学校入学者選抜

中期選抜学力検査

検査 5 英語

解答上の注意

- 「始め」の指示があるまで、問題を見てはいけません。
- 問題 1・2 (検査 5-1) (筆記) は、この冊子の中の 1～3 ページにあります。
- 問題 3・4・5 (検査 5-2) (リスニング) は、検査 5-1 の終了後に配布されます。
- 答案用紙には、受付番号を記入下さい。氏名を書いてはいけません。
- 答案用紙の答の欄に答えを記入下さい。採点欄に記入してはいけません。
- 答えを記入するときは、それぞれの問題に示してある【答の番号】と、答案用紙の【答の番号】とが一致するように注意下さい。
- 答えを記号で選ぶときは、答案用紙の答の欄の当てはまる記号を○で囲み下さい。答えを訂正するときは、もとの○をきれいに消すか、それに×をつけ下さい。
- 答えを記述するときは、丁寧に書き下さい。
- 英語で書くときは、大文字、小文字に注意下さい。筆記体で書いてもよろしい。
- 語数制限がある場合は、短縮形 (I'm など) と数字 (100 や 2026 など) は 1 語として数え、符号 ( , / . / ? ! / " ) は語数に含めないものとします。
- 答えの書き方について、次の解答例を見て間違いのないようにして下さい。

解答例

- 1 次の日本語を英語にするとき、下の  i  ii に入る最も適当な語を、それぞれ 1 語ずつ書け。

.....答の番号【1】

日本の学校は 4 月に始まる。

Japanese schools start  i  ii .

- 2 次の問い (1)・(2) に答えよ。

- (1) 北と反対の方角として最も適当なものを、次の (ア)～(ウ) から 1 つ選べ。.....答の番号【2】

(ア) 東 (イ) 西 (ウ) 南

- (2) 次の [ ] 内の (ア)～(ウ) を、文意が通じるように正しく並べかえ、記号で書け。

.....答の番号【3】

My [(ア) name / (イ) Taro / (ウ) is].

| 問題番号 | 答の番号    | 答の欄                                    | 採点欄   |
|------|---------|--|---|
| 1    | 【1】     | i in ii April                          | [1] <input type="checkbox"/> <input type="checkbox"/> |
| 2    | (1) 【2】 | ア イ <input checked="" type="radio"/> ウ | [2] <input type="checkbox"/> <input type="checkbox"/> |
|      | (2) 【3】 | (ア)→(ウ)→(イ)                            | [3] <input type="checkbox"/> <input type="checkbox"/> |

| 検査  | 受付番号 | 1 | 2 | 3 | 4 | 5 | 6 | 得点   |
|-----|------|---|---|---|---|---|---|--|
| 5-1 |      |   |   |   |   |   |   | <input type="checkbox"/> <input type="checkbox"/> <input type="checkbox"/> |

## 中期選抜学力検査

検査 5-1

英 語

問題 1 ・ 問題 2

(筆記)

1 次の英文は、高校2年生の美夕（Miyu）が英語の授業で書いた作文である。これを読んで、問い（1）～（8）に答えよ。（20点）

I have a friend ①(call) Beth. She came from \*Canada in May, and spent one month as a student in our school. One Friday, I asked her, "What do you do in Canada on holidays?" She said, "I sometimes visit the mountains and parks to enjoy \*camping with my family. I like seeing \*stars at night in those places. Oh, I have some pictures which can help you learn about my life in Canada." Then, she showed them to me and said, "I took these pictures in \*spots for seeing stars. Canada has many \*stargazing spots. They are \*dark at night, so it's easy to see stars in the \*night sky." I said, "These stars are amazing! I want to visit the stargazing spots in Canada to see these stars someday. I've never been to Canada." Beth said, "You should do that."

I became interested in stargazing spots in Canada, so ②I visited my aunt on Saturday to ask her about them. She likes taking pictures and often travels to foreign countries alone. She told me Canada has a \*system to \*maintain stargazing spots. Then, she said, "Each area gives people living there and tourists the place and time to learn about stargazing spots and ways to maintain them. Most of the spots are in the mountains or big parks. In one of the spots near a city, people try to \*turn off the lights of their houses when they know they can see stars on that day."

After I listened to my aunt, I said to her, "I didn't know there are so many beautiful stargazing spots and a system to maintain them in Canada. By the way, are there any famous stargazing spots in Japan, too?" She said, "Yes. How about ③?" I said, "I'll do that. Then, why don't we visit one of them?" She agreed with me. I began to collect information on the Internet and by reading books.

The next Friday, I told my aunt about some stargazing spots in Japan. We decided to visit one of the spots during summer vacation. We made a plan to visit it with a \*guide at night and see stars there.

One day during summer vacation, we visited a small island. To visit a stargazing spot, we met a guide at eight p.m., and decided to go to a river by car. In his car, he said to us, "Japan has some famous stargazing spots and a system to maintain them. For example, look at the lights on this street. Six years ago, to see stars easily, people began to use a different kind of light to keep this area dark."

Thirty minutes later, we ④(leave) the car, and walked near the river. I found the area around us was dark and only the stars were \*bright. Then, my aunt said, "We can see so many stars. I don't ⑤[(ア) are / (イ) how / (ウ) there / (エ) stars / (オ) know / (カ) many] in the sky." I said, "You're right. They are amazing." I was surprised to see the \*magnificent \*view of many stars in the night sky with my own \*eyes. The stars I saw there were more beautiful for me than the stars in pictures. The guide said, "I'm glad you enjoy this view. When I learned about a system to maintain this spot, I realized one thing. To continue seeing this kind of view, it's important for many people to understand what to do and take action. On this island, some people like me work as a guide to tell people living here and tourists about this beautiful night sky and the system to maintain it. Also, some people visit schools every year to tell children about stars. I have lived on this island since I was a child. In the future, I want children on this island to continue enjoying seeing stars and work with us to maintain the beautiful night sky." I said to the guide, "Local people like you are working to help people think about ways to maintain this magnificent view. I didn't know ⑥that."

Since I talked with Beth about stargazing spots, I've learned two things. First, by visiting the local area, seeing something with our own eyes, and meeting local people, we can get a unique experience. Through my unique experience, I learned the second thing. To maintain the good points an area has, it's important to try to do something with many people around us like that guide.

|                 |                 |                   |
|-----------------|-----------------|-------------------|
| (注) Canada カナダ  | camping キャンプ    | star 星            |
| spot 地点         | stargazing 星の観察 | dark 暗い           |
| night sky 夜空    | system 制度       | maintain ~ ~を維持する |
| turn off ~ ~を消す | guide ガイド, 案内人  | bright 明るい        |
| magnificent 壮大な | view 景色         | eye 目             |

(1) 下線部①(call)・④(leave)を、文意から考えて、それぞれ正しい形にかえて1語で書け。…答の番号【1】

(2) 次の英文は、下線部②について説明したものである。これを読んで、下の問い (a)・(b) に答えよ。

Miyu visited her aunt to learn about stargazing spots in Canada because her aunt often  to other countries alone. Then, Miyu learned some things from her aunt. First, there is a system to maintain stargazing spots in Canada. Also, each area has the place and time that local people and tourists can use when they want to learn about stargazing spots and .

- (a) 本文の内容から考えて、 に入る最も適当な語を、本文中から1語で抜き出して書け。  
.....答の番号【2】
- (b) 本文の内容から考えて、 に入る表現として最も適当なものを、次の (ア)~(エ) から1つ選べ。 .....答の番号【3】  
(ア) what makes seeing stars popular (イ) how to maintain them  
(ウ) people trying to maintain them (エ) who knows about the system
- (3)  に入る表現として最も適当なものを、次の (ア)~(エ) から1つ選べ。 .....答の番号【4】  
(ア) going to one of them instead of me  
(イ) visiting one of them before you look for its information  
(ウ) taking pictures in one of the spots in Canada  
(エ) looking for the information about them
- (4) 下線部⑤の [ ] 内の (ア)~(カ) を、文意が通じるように正しく並べかえ、記号で書け。  
.....答の番号【5】
- (5) 下線部⑥が指す内容として最も適当なものを、次の (ア)~(エ) から1つ選べ。 .....答の番号【6】  
(ア) People who liked the guide were trying to think about ways to maintain the view.  
(イ) People who visited the island as a trip were working to maintain the view.  
(ウ) Local people were taking action and wanted other people to maintain the view together.  
(エ) Local people felt happy to know that the guide was working to maintain the view.
- (6) 本文の内容から考えて、次の〈質問〉に対する答えとして最も適当なものを、下の (ア)~(エ) から1つ選べ。 .....答の番号【7】  
〈質問〉 What did the guide find by learning about a system to maintain a stargazing spot of the island?  
(ア) He found that many people should realize what to do and should do it to continue seeing the view.  
(イ) He found that people don't have to worry about maintaining it because the system can go well.  
(ウ) He found that many people should know that a guide feels glad when people enjoy the view.  
(エ) He found that people who had the experience of learning about the system should become a guide.
- (7) 本文の内容と一致する英文として最も適当なものを、次の (ア)~(エ) から1つ選べ。 .....答の番号【8】  
(ア) Beth showed Miyu the pictures taken by Beth's family in Canada to tell Miyu about Beth's life.  
(イ) If people in a spot near a city know they can see stars, they make the lights of their houses bright.  
(ウ) Miyu found a different kind of light people used on the island and told the guide the light's history.  
(エ) The stars seen in pictures were not as beautiful for Miyu as the stars seen on the island.
- (8) 次の英文は、この作文 (essay) を読んだ高校生の菜月 (Natsuki) と留学生のマックス (Max) が交わしている会話の一部である。これを読んで、下の問い (a)・(b) に答えよ。

Max : I read Miyu's essay, and now I want to see a magnificent view in a stargazing spot someday. She explains how she felt when she saw a view like that on an island with .

Natsuki: I see. She tells us that seeing things with ours is one of the things to get a unique experience. She also tells us about visiting the local area and meeting the people there to get such an experience.

Max : Actually, I think I got such experiences after I came to Japan.

Natsuki: Wonderful. I want to go to other countries someday. She also tells us another thing she learned through her experience. According to her, if  work together with us when we try to do things, we can maintain the good points of an area.

Max : I see. Now I want to think about the ways to maintain the good points my city has.

- (a) 本文の内容から考えて、 に入る最も適当なものを、次の (ア)~(エ) から1つ選べ。  
.....答の番号【9】  
(ア) her own books (イ) her own eyes (ウ) people (エ) pictures
- (b) 本文の内容から考えて、 に入る表現として最も適当な部分を、本文中から4語で抜き出して書け。 .....答の番号【10】

【裏へつづく】

2 次の英文は、高校生の耕平 (Kohei) と留学生のテッド (Ted) が、案内用図記号であるピクトグラム (pictogram) について交わしている会話である。次の表 (table) を参考にして英文を読み、下の問い (1)~(4) に答えよ。

(8点)

Ted : Hi, Kohei. Last Sunday I went to Minato Station by bus and tried to take a train there. But the station was very big, so I was not sure where to go to take a train.

Kohei: I see. ① ?

Ted : I tried to do so, but it was difficult because the people walking around me looked very busy. But actually, pictograms helped me. By looking at the pictograms, I was able to take a train.

Kohei: Pictograms? What are they?

Ted : Pictograms are \*simple pictures which give us information. Well, look at this table of nine pictograms on a website. This pictogram is the one which I used to take a train.

Kohei: Oh, it's easy to understand what this pictogram means. I think pictograms can help people from different countries like you when they don't understand Japanese.

Ted : I think so, too. It's also easy for children to understand pictograms. Look at these two pictograms. Each one of them has something like a bag. Do you understand their meanings?

Kohei: In one pictogram, I can see a bag in a box and a key. I think we can keep something safe in the box. In the other pictogram, I can see a bag, an \*umbrella and a \*question mark. At the place this pictogram shows, can we ask questions about bags and umbrellas?

Ted : That's an interesting idea, but bags and umbrellas are just examples of the things people often lose on a bus or a train. If they lose something, they can try to find it at the place this pictogram shows.

Kohei: I understand what kind of place it is. I have seen a place like that in a big station.

Ted : Yes. Big stations often have such a place. Now, look at ②this pictogram. Do you understand it?

Kohei: Well, there are two people in the pictogram. They are sitting on a chair or something. One person looks bigger than the other one. I think a parent and a little child can sit at the place.

Ted : Right. So if a parent wants to let a \*baby sit on a chair, the parent should look for this pictogram. They can stay in one room at the ③ time, so they will feel safe. Next, how about this one?

Kohei: Well, in the pictogram, I can see two things that we use when we eat something. I think if we go to the place this pictogram shows, we can eat food. Does it show a restaurant?

Ted : That's right. Next, look at this pictogram. What can you see in it?









Kohei: I can see something to eat and drink. But we have just looked at the pictogram showing a restaurant, so this pictogram doesn't show the ④ place. It is a different place.

Ted : Well, it shows a kind of store that we sometimes visit to buy some food or drink.

Kohei: Oh, I see. Does it show a \*convenience store?

Ted : Yes. Like these examples, pictograms are useful for many people.

表 (table)

|   |   |   |
|---|---|---|
|  |  |  |
| (ア)   | (イ)   | (ウ)   |
|  |  |  |
| (エ)   |  |  |

公益財団法人交通エコロジー・モビリティ財団  
ホームページより作成

(注) simple 単純な umbrella 傘 question mark 疑問符 baby 赤ちゃん  
convenience store コンビニエンスストア

(1) ① に入る表現として最も適当なものを、次の (ア)~(エ) から1つ選べ。……答の番号【11】  
 (ア) Did you ask anyone about it (イ) Did you take a bus there  
 (ウ) Did you help anyone there (エ) Did you go to the station by train

(2) 本文と表 (table) の内容から考えて、下線部②にあたるものとして最も適当なものを、表 (table) 中の (ア)~(エ) から1つ選べ。……答の番号【12】

(3) ③ ・ ④ に共通して入る最も適当な1語を書け。……答の番号【13】

(4) 本文と表 (table) の内容と一致する英文として最も適当なものを、次の (ア)~(エ) から1つ選べ。……答の番号【14】

- (ア) Ted looked at the pictograms at Minato Station last Sunday, but he couldn't take a train.  
 (イ) Kohei and Ted think pictograms are useful for foreign people who don't understand Japanese.  
 (ウ) Kohei has never seen a place that people visit if they lose something on a bus or a train.  
 (エ) Two things that people use to eat food are seen in the pictogram showing a convenience store.

